




PART NO.	DESCRIPTION
00010-35	AIR GATE CYL
00010-40	AIR GATE CYL BRKT
0007-58	5/8 BENT CLEVIS



PART NO.	DESCRIPTION
0007-25	STD TAILGATE PIN



PART NO.	DESCRIPTION
0007-61	THREADED PIN




PART NO.	DESCRIPTION
0007-59	ALUM BLOCK
0007-60	STD PIN
0007-61	THREADED PIN
0007-27	SIDE SWING NUT






PART NO. DESCRIPTION
0007-22 WINDER ASSEMBLY



PART NO. DESCRIPTION
0007-62 WINDER
0007-24 POST BLOCK
0007-63 PIN&RCLIP



PART NO. DESCRIPTION
0007-64 WINDER LATCH ANGLED
0007-33 WINDER LATCH STRAIGHT
0007-65 WINDER PLATE FLAT
0007-66 STEEL WINDER LATCH STRAIGHT



PART NO. DESCRIPTION
0007-50 SIDE SWING POCKET





TAILGATE

PART NO.	DESCRIPTION
0007-49	SIDE SWING GATE



PART NO.	DESCRIPTION
0007-47	3/4 ALUM



PART NO.	DESCRIPTION
0007-51	90 DEGREE



PART NO.	DESCRIPTION
0007-56	OVERSLUNG DRIVERS
0007-57	OVERSLUNG PASS



PART NO.	DESCRIPTION
0007-67	ROCK BODY



PART NO.	DESCRIPTION
----------	-------------



TAILGATE

0007-54

45 DEGREE



PART NO.

DESCRIPTION

0007-68

SHORT OVERSLUNG



PART NO.

DESCRIPTION

0007-30

HOOK&LATCH



PART NO.

DESCRIPTION


0007-31

TOP CASTING






PART NO.	DESCRIPTION
0007-42	OVER SLUNG BLOCK



PART NO.	DESCRIPTION
00022-18	OVERSLUNG PIN
00022-19	OVERSLUNG PIN /GREASE FIT



PART NO.	DESCRIPTION
00022-15	3/4 L PIN



PART NO.	DESCRIPTION
0007-53	SLIDING HINGE





PART NO.	DESCRIPTION
0007-52	STEEL SIDE SWING



PART NO.	DESCRIPTION
0007-17	LINKAGE BAR




PART NO.	DESCRIPTION
0007-40	STEEL TEAR DROP



PART NO.	DESCRIPTION
0007-44	ALUM BEARING BLOCK
0007-43	STEEL BEARING BLOCK



PART NO.	DESCRIPTION
0007-37	5/8 EYE BOLT




PART NO.	DESCRIPTION
----------	-------------



0007-38

5/8 CLEVIS



PART NO.	DESCRIPTION
0007-18	COAL DOOR HANDLE



PART NO.	DESCRIPTION
0007-20	COAL DOOR
0007-36	LINKAGE
0007-70	DOOR LOCK
0007-19	RUBBER HANDLE
0007-21	COAL DOOR EYES



PART NO.	DESCRIPTION
0007-29	SALT LOCK





PART NO.	DESCRIPTION
0007-35	WATER SEAL



PART NO.	DESCRIPTION
0007-28	SIDE SWING CHAIN
0007-34	COVER CLASP




PART NO.	DESCRIPTION
0004-111	ALUM KEY WAY
0004-113	STEEL KEY WAY



PART NO.	DESCRIPTION
0007-45	LG PUSHER BLOCK





PART NO.	DESCRIPTION	
0007-46	SM PUSHER BLOCK	 A photograph of a dark, metallic, curved metal part, identified as an SM Pusher Block. The part has a semi-circular cutout on the left side and a rectangular shape on the right. The surface appears slightly worn and has some discoloration.