










PART NO.	TOP RAILS		
0004-18	25'	5"	
0004-19	28' 4"	5"	
0004-20	32' 4"	5"	
0004-21	36'	5"	
0004-22	40'	5"	

PART NO.	TOP RAILS			
0004-23	22' 4"	9"		
0004-24	25'	9"		
0004-25	28' 4"	9"		
0004-26	34' 4"	9"		
0004-27	38' 4"	9"		
0004-28	41' 4"	9"		
0004-29	HOUSE TOPS			
0004-30	WF STYLE			

PART NO.	BOTTOM RAILS		
0004-31	25'		
0004-32	29' 10"		
0004-33	35' 10"		
0004-34	39' 10"		
0004-35	42' 10"		
0004-36	51'		
0004-37	53'		


PART NO.	BOTTOM RAILS W/ GROVE		
0004-38	24' 8"		
0004-39	33' 4"		
0004-40	36'		
0004-41	39' 1"		

PART NO.	CROSS MEMBERS			
0004-42	std	94 3/4 "		
0004-43	102	101 3/4"		
0004-44	heavy	94 3/4"		
0004-45	heavy	101 3/4"		
0004-46	SPLICER	94 3/4 "		
0004-47	SPLICER	101 3/4"		



PART NO.	DOG HOUSE CROSSMEMBERS
----------	------------------------

0004-48	62"
0004-49	95"
0004-50	101"



PART NO.	DOG HOUSE BACK
----------	----------------

0004-53	150"
0004-54	165"

PART NO.	REAR POCKET NO SEAL
----------	---------------------

0004-55	68"
0004-56	80"

PART NO.	REAR POCKET WATER SEAL
----------	------------------------

0004-57	68"
0004-58	80"

PART NO.	5" I BEAMS
----------	------------

0004-59	23' 11"
0004-60	29' 11"
0004-61	35' 11"
0004-62	37' 11"
0004-63	40'



PART NO.	STRAIGHT TRUCK I BEAMS
----------	------------------------


0004-64	20'
0004-65	25'
0004-66	40'





TAIL GATE EXTRUSION

0007-01	HORIZANAL		30.75"
0007-02	HORIZANAL		82.625"
0007-03	HORIZANAL		88.625"
0007-04	HORIZANAL		390"
0007-05	SIDE TAILGATE STRAP		65"
0007-06	TOP STRAP		89 5/8
0007-07	TOP STRAP		95 5/8
0007-08	TOP STRAP		390"
0007-09	SIDE TAILGATE		65"
0007-10	TOP		89 5/8
0007-11	TOP		95 5/8
0007-12	BOTTOM	STRAP	89 5/8"
0007-13	BOTTOM	STRAP	95 5/8"



COAL DOOR

0007-14	30"
0007-15	68"
0007-16	80"